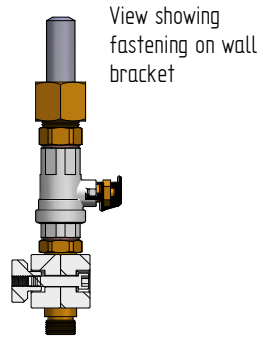


Modulesystem for GasIQs outlet points



View showing fastening on wall bracket

1. Start with a wall bracket

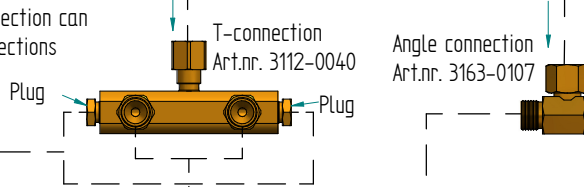


Wall bracket
Art. nr. 3112-0050

SECTION A-A

4. Choose angle connection for single regulator or t-connection for more than one

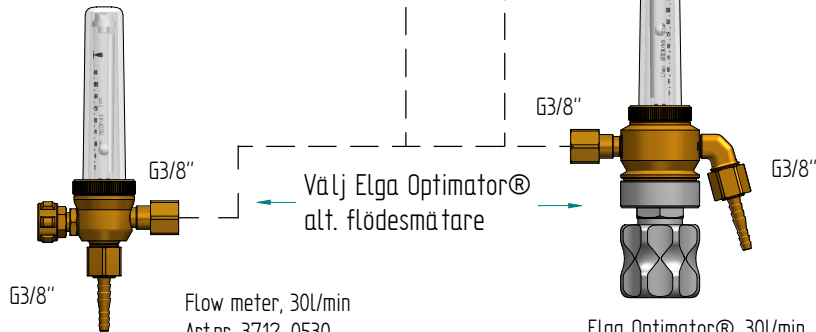
The 2 plugs on the t-connection can be switched for 3/8" connections
Nipple
Art.nr. 3208-0012



T-connection
Art.nr. 3112-0040

Angle connection
Art.nr. 3163-0107

5. Choose regulator or flowmeter



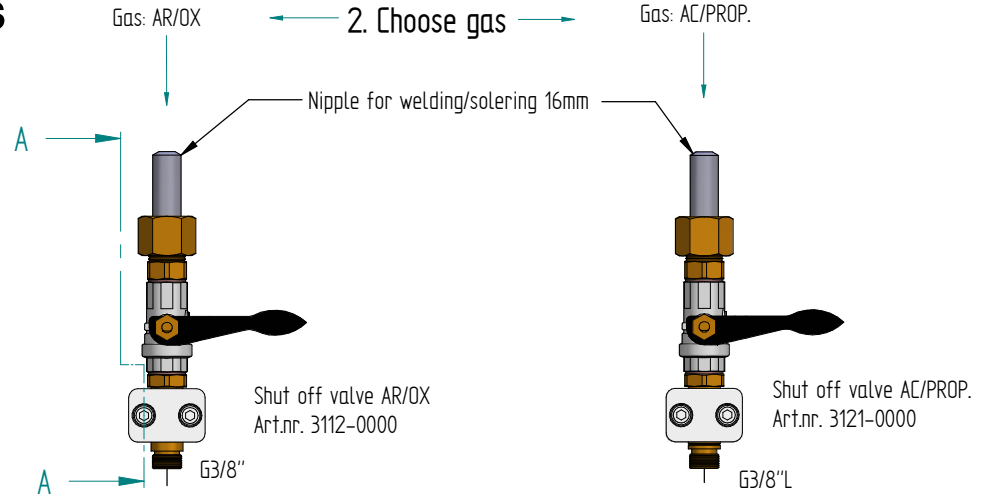
Flow meter, 30L/min
Art.nr. 3712-0530
OBS! Max 10 bar inlet pressure

Elga Optimator®. 30L/min
Art.nr. 3712-3260
other options on request

Gas: AR/OX

2. Choose gas

Gas: AC/PROP.



Nipple for welding/solering 16mm

Shut off valve AR/OX
Art.nr. 3112-0000

Shut off valve AC/PROP.
Art.nr. 3121-0000

3a. For Argon

3b. For Oxygen



Regulator OX
Art.nr. 3720-0000

Flashback arrester OX
Art.nr. 3004-1000



Regulator AC
Art.nr. 3721-0000
or
Regulator Propan
Art.nr. 3704-0000

Flashback arrester AC
Art.nr. 3004-0000